

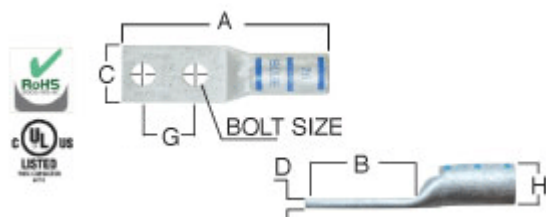
#4 AWG Catalog

Compression Connectors / Two hole 0°

CATEGORY EDITION

#4 AWG

Compression Connectors / Two hole 0° / #4 AWG



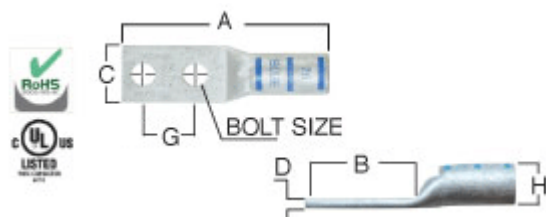
Installation Information

Manufacturer	Tools	Color	Code
T&B	TBM5 TBM8	Gray	29
Panduit	CT-720 CT-920	Gray	P29
Burndy	Y1MR Y2MR	Gray	8

#	Cat.No	Wire Size		Dimension (in.)						
		Code	Flex Class G,H,I,K,M	Bolt Size	A	B	C	D	G	H
1	DB041001-261	#4 AWG	105/24 #4 Weld	#10	2.27	1.52	0.41	0.09	1.00	0.33
2	DB041034-250	#4 AWG	40-50 Navy 91/24 = 36.7 kcmil 133/.0177 49/.029	#10	2.35	1.29	0.55	0.09	0.75	0.33
3	DB041058-250	#4 AWG	40-50 Navy 91/24 = 36.7 kcmil 133/.0177 49/.029	#10	2.23	1.17	0.55	0.09	0.63	0.33
4	DB041058-261	#4 AWG	105/24 #4 Weld	#10	1.90	1.15	0.41	0.09	0.63	0.33
5	DB041243-260	#4 AWG	40-50 Navy 91/24 = 36.7 kcmil 133/.0177 49/.029	1/2	3.89	2.83	0.83	0.12	1.75	0.30
6	DB041243-261	#4 AWG	105/24 #4 Weld	1/2	3.58	2.83	0.83	0.12	1.75	0.33
7	DB041401-250	#4 AWG	40-50 Navy 91/24 = 36.7 kcmil 133/.0177 49/.029	1/4	2.68	1.62	0.55	0.09	1.00	0.33
8	DB041401-251	#4 AWG	105/24 #4 Weld	1/4	2.40	1.70	0.55	0.09	1.00	0.33
9	DB041401-260	#4 AWG	40-50 Navy 91/24 = 36.7 kcmil 133/.0177 49/.029	1/4	2.70	1.64	0.49	0.09	1.00	0.30
10	DB041401-261	#4 AWG	105/24 #4 Weld	1/4	2.39	1.64	0.55	0.09	1.00	0.33
11	DB041434-250	#4 AWG	40-50 Navy 91/24 = 36.7 kcmil 133/.0177 49/.029	1/4	2.43	1.37	0.55	0.09	0.75	0.33
12	DB041434-251	#4 AWG	105/24 #4 Weld	1/4	2.15	1.45	0.55	0.09	0.75	0.33
13	DB041434-260	#4 AWG	40-50 Navy 91/24 = 36.7 kcmil 133/.0177 49/.029	1/4	2.45	1.39	0.49	0.09	0.75	0.30
14	DB041434-261	#4 AWG	105/24 #4 Weld	1/4	2.14	1.39	0.55	0.09	0.75	0.33
15	DB041458	#4 AWG	40-50 Navy 91/24 = 36.7 kcmil 133/.0177 49/.029	1/4	2.03	1.28	0.52	0.10	0.63	0.32
16	DB041458-250	#4 AWG	40-50 Navy 91/24 = 36.7 kcmil 133/.0177 49/.029	1/4	2.31	1.25	0.55	0.09	0.63	0.33
17	DB041458-251	#4 AWG	105/24 #4 Weld	1/4	2.03	1.33	0.55	0.09	0.63	0.33
18	DB041458-260	#4 AWG	40-50 Navy 91/24 = 36.7 kcmil 133/.0177 49/.029	1/4	2.33	1.27	0.49	0.09	0.63	0.30
19	DB041458-261	#4 AWG	105/24 #4 Weld	1/4	2.02	1.27	0.55	0.09	0.63	0.33
20	DB043801	#4 AWG	40-50 Navy 91/24 = 36.7 kcmil 133/.0177 49/.029	3/8	2.56	1.81	0.59	0.09	1.00	0.32
21	DB043801-250	#4 AWG	40-50 Navy 91/24 = 36.7 kcmil 133/.0177 49/.029	3/8	2.90	1.84	0.62	0.08	1.00	0.33
22	DB043801-251	#4 AWG	105/24 #4 Weld	3/8	2.62	1.81	0.62	0.08	1.00	0.33
23	DB043801-260	#4 AWG	40-50 Navy 91/24 = 36.7 kcmil 133/.0177 49/.029	3/8	2.89	1.83	0.58	0.08	1.00	0.30
24	DB043801-261	#4 AWG	105/24 #4 Weld	3/8	2.58	1.83	0.58	0.08	1.00	0.33
25	DB045601	#4 AWG	40-50 Navy 91/24 = 36.7 kcmil 133/.0177 49/.029	5/16	2.38	1.63	0.52	0.10	1.00	0.32
26	DB045601-251	#4 AWG	105/24 #4 Weld	5/16	2.52	1.75	0.55	0.09	1.00	0.33
27	DB045601-260	#4 AWG	40-50 Navy 91/24 = 36.7 kcmil 133/.0177 49/.029	5/16	2.76	1.70	0.52	0.09	1.00	0.30
28	DB045601-261	#4 AWG	105/24 #4 Weld	5/16	2.45	1.70	0.55	0.09	1.00	0.33
29	LB041034P-250	#4 AWG	40-50 Navy 91/24 = 36.7 kcmil 133/.0177 49/.029	#10	2.59	1.29	0.55	0.09	0.75	0.33
30	LB041034P-260	#4 AWG	40-50 Navy 91/24 = 36.7 kcmil 133/.0177 49/.029	#10	2.64	1.27	0.49	0.09	0.75	0.30

#4 AWG

Compression Connectors / Two hole 0° / #4 AWG



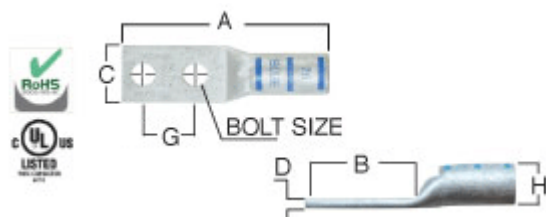
Installation Information

Manufacturer	Tools	Color	Code
T&B	TBM5 TBM8	Gray	29
Panduit	CT-720 CT-920	Gray	P29
Burndy	Y1MR Y2MR	Gray	8

#	Cat.No	Wire Size			Dimension (in.)						
		Code	Flex Class G,H,I,K,M	Bolt Size	A	B	C	D	G	H	
31	LB041058P-250	#4 AWG	40-50 Navy 91/24 = 36.7 kcmil 133/.0177 49/.029	#10	2.47	1.17	0.55	0.09	0.63	0.33	
32	LB041243	#4 AWG	40-50 Navy 91/24 = 36.7 kcmil 133/.0177 49/.029	1/2	4.05	3.00	0.88	0.09	1.75	0.32	
33	LB041243-250	#4 AWG	40-50 Navy 91/24 = 36.7 kcmil 133/.0177 49/.029	1/2	4.39	3.01	0.84	0.16	1.75	0.33	
34	LB041243-260	#4 AWG	40-50 Navy 91/24 = 36.7 kcmil 133/.0177 49/.029	1/2	4.20	2.83	0.81	0.12	1.75	0.30	
35	LB041243P-250	#4 AWG	40-50 Navy 91/24 = 36.7 kcmil 133/.0177 49/.029	1/2	4.51	3.13	0.75	0.16	1.75	0.33	
36	LB041243P-260	#4 AWG	40-50 Navy 91/24 = 36.7 kcmil 133/.0177 49/.029	1/2	4.20	2.83	0.83	0.12	1.75	0.30	
37	LB041401	#4 AWG	40-50 Navy 91/24 = 36.7 kcmil 133/.0177 49/.029	1/4	2.93	1.88	0.58	0.09	1.00	0.32	
38	LB041401P-250	#4 AWG	40-50 Navy 91/24 = 36.7 kcmil 133/.0177 49/.029	1/4	2.92	1.62	0.55	0.09	1.00	0.33	
39	LB041434	#4 AWG	40-50 Navy 91/24 = 36.7 kcmil 133/.0177 49/.029	1/4	2.36	1.31	0.56	0.09	0.75	0.32	
40	LB041434-250	#4 AWG	40-50 Navy 91/24 = 36.7 kcmil 133/.0177 49/.029	1/4	2.67	1.37	0.55	0.09	0.75	0.33	
41	LB041434-260	#4 AWG	40-50 Navy 91/24 = 36.7 kcmil 133/.0177 49/.029	1/4	2.76	1.39	0.50	0.09	0.75	0.30	
42	LB041434P-250	#4 AWG	40-50 Navy 91/24 = 36.7 kcmil 133/.0177 49/.029	1/4	2.68	1.38	0.55	0.09	0.75	0.33	
43	LB041434P-251	#4 AWG	105/24 #4 Weld	1/4	2.67	1.37	0.55	0.09	0.75	0.33	
44	LB041434P-260	#4 AWG	40-50 Navy 91/24 = 36.7 kcmil 133/.0177 49/.029	1/4	2.76	1.39	0.49	0.09	0.75	0.30	
45	LB041434P-261	#4 AWG	105/24 #4 Weld	1/4	2.89	1.39	0.55	0.09	0.75	0.33	
46	LB041458	#4 AWG	40-50 Navy 91/24 = 36.7 kcmil 133/.0177 49/.029	1/4	2.24	1.19	0.52	0.10	0.63	0.32	
47	LB041458-250	#4 AWG	40-50 Navy 91/24 = 36.7 kcmil 133/.0177 49/.029	1/4	2.55	1.25	0.55	0.09	0.63	0.33	
48	LB041458-260	#4 AWG	40-50 Navy 91/24 = 36.7 kcmil 133/.0177 49/.029	1/4	2.64	1.27	0.50	0.09	0.63	0.30	
49	LB041458P-250	#4 AWG	40-50 Navy 91/24 = 36.7 kcmil 133/.0177 49/.029	1/4	2.56	1.26	0.55	0.09	0.63	0.33	
50	LB041458P-251	#4 AWG	105/24 #4 Weld	1/4	2.55	1.25	0.55	0.09	0.63	0.33	
51	LB041458P-260	#4 AWG	40-50 Navy 91/24 = 36.7 kcmil 133/.0177 49/.029	1/4	2.64	1.27	0.49	0.09	0.63	0.30	
52	LB041458P-261	#4 AWG	105/24 #4 Weld	1/4	2.77	1.27	0.55	0.09	0.63	0.33	
53	LB043801	#4 AWG	40-50 Navy 91/24 = 36.7 kcmil 133/.0177 49/.029	3/8	3.03	1.98	0.59	0.09	1.00	0.32	
54	LB043801-250	#4 AWG	40-50 Navy 91/24 = 36.7 kcmil 133/.0177 49/.029	3/8	3.14	1.84	0.62	0.08	1.00	0.33	
55	LB043801-260	#4 AWG	40-50 Navy 91/24 = 36.7 kcmil 133/.0177 49/.029	3/8	3.20	1.83	0.56	0.08	1.00	0.30	
56	LB043801P-250	#4 AWG	40-50 Navy 91/24 = 36.7 kcmil 133/.0177 49/.029	3/8	3.14	1.84	0.62	0.08	1.00	0.33	
57	LB043801P-251	#4 AWG	105/24 #4 Weld	3/8	3.14	1.84	0.62	0.08	1.00	0.33	
58	LB043801P-260	#4 AWG	40-50 Navy 91/24 = 36.7 kcmil 133/.0177 49/.029	3/8	3.20	1.83	0.58	0.08	1.00	0.30	
59	LB043801P-261	#4 AWG	105/24 #4 Weld	3/8	3.33	1.83	0.58	0.08	1.00	0.33	
60	LB043834P-251	#4 AWG	105/24 #4 Weld	3/8	2.89	1.59	0.62	0.08	0.75	0.33	

#4 AWG

Compression Connectors / Two hole 0° / #4 AWG



Installation Information

Manufacturer	Tools	Color	Code
T&B	TBM5 TBM8	Gray	29
Panduit	CT-720 CT-920	Gray	P29
Burndy	Y1MR Y2MR	Gray	8

#	Cat.No	Wire Size		Dimension (in.)							
		Code	Flex Class G,H,I,K,M	Bolt Size	A	B	C	D	G	H	
61	LB043834P-261	#4 AWG 105/24 #4 Weld		3/8	3.08	1.58	0.58	0.08	0.75	0.33	
62	LB045601	#4 AWG 40-50 Navy 91/24 = 36.7 kcmil 133/.0177 49/.029		5/16	2.80	1.75	0.56	0.10	1.00	0.32	
63	WP041434-117	#4 AWG 40-50 Navy 91/24 = 36.7 kcmil 133/.0177 49/.029		1/4	2.35	1.148	0.55	0.09	0.75	0.33	
64	WP041458-005	#4 AWG 40-50 Navy 91/24 = 36.7 kcmil 133/.0177 49/.029		1/4	2.35	1.15	0.55	0.09	0.63	0.33	
65	WP043801-116	#4 AWG 40-50 Navy 91/24 = 36.7 kcmil 133/.0177 49/.029		3/8	2.51	1.71	0.55	0.09	1.00	0.33	