


Non-Insulated (R) Catalog

Wire Terminals / Ring

CATEGORY EDITION

Non-Insulated (R)

Wire Terminals / Ring / Non-Insulated (R)




Installation Information

Manufacturer	Tools	Color	Code
-			

#	Cat.No	Stud/Tab		Dimension (Inch)				Wire Range
		Size	A	B	C	D	H	A.W.G
1	TR0210	#10	1.673	0.213	0.866	0.071 (1.80)	0.37	2
2	TR0210S	#10	1.447	0.213	0.61	0.071 (1.80)	0.37	2
3	TR0212	1/2	1.673	0.52	0.866	0.071 (1.80)	0.37	2
4	TR0214	1/4	1.673	0.26	0.866	0.071 (1.80)	0.37	2
5	TR0214S	1/4	1.447	0.26	0.61	0.071 (1.80)	0.37	2
6	TR0234	3/4	2.047	0.835	1.181	0.071 (1.80)	0.37	2
7	TR0238	3/8	1.673	0.421	0.866	0.071 (1.80)	0.37	2
8	TR0238S	3/8	1.447	0.421	0.61	0.071 (1.80)	0.37	2
9	TR0256	5/16	1.673	0.339	0.866	0.071 (1.80)	0.37	2
10	TR0256S	5/16	1.447	0.339	0.61	0.071 (1.80)	0.37	2
11	TR0258	5/8	2.047	0.677	1.181	0.071 (1.80)	0.37	2
12	TR0261	11/16	2.047	0.756	1.181	0.071 (1.80)	0.37	2
13	TR0296	9/16	2.047	0.598	1.181	0.071 (1.80)	0.37	2
14	TR0610	#10	1.217	0.213	0.472	0.071 (1.80)	0.303	4
15	TR0612	1/2	1.673	0.52	0.866	0.071 (1.80)	0.303	4
16	TR0614	1/4	1.305	0.26	0.65	0.071 (1.80)	0.303	4
17	TR0614S	1/4	1.217	0.26	0.472	0.071 (1.80)	0.303	4
18	TR0634	3/4	2.028	0.835	1.181	0.071 (1.80)	0.303	4
19	TR0638	3/8	1.415	0.421	0.689	0.071 (1.80)	0.303	4
20	TR0656	5/16	1.305	0.339	0.65	0.071 (1.80)	0.303	4
21	TR0656S	5/16	1.217	0.339	0.472	0.071 (1.80)	0.303	4
22	TR0658	5/8	2.028	0.677	1.181	0.071 (1.80)	0.303	4
23	TR0661	11/16	2.028	0.756	1.181	0.071 (1.80)	0.303	4
24	TR0696	9/16	2.028	0.598	1.181	0.071 (1.80)	0.303	4
25	TR0808	#8	0.888	0.173	0.472	0.043 (1.10)	0.193	8
26	TR0808S	#8	0.888	0.173	0.374	0.047 (1.20)	0.177	8
27	TR0810	#10	0.886	0.205	0.472	0.043 (1.10)	0.193	8
28	TR0810	#10	1.161	0.213	0.472	0.059 (1.50)	0.228	6
29	TR0810L	#10	1.165	0.205	0.591	0.047 (1.20)	0.177	8
30	TR0810S	#10	0.888	0.205	0.374	0.047 (1.20)	0.177	8

Non-Insulated (R)

Wire Terminals / Ring / Non-Insulated (R)



Installation Information

Manufacturer	Tools	Color	Code
-			

#	Cat.No	Stud/Tab		Dimension (Inch)				Wire Range	
		Size	A	B	C	D	H	A.W.G	
31	TR0810S	#10	1.122	0.213	0.394	0.059 (1.50)	0.228	6	
32	TR0812	1/2	1.319	0.52	0.787	0.047 (1.20)	0.177	8	
33	TR0812	1/2	1.547	0.52	0.866	0.059 (1.50)	0.228	6	
34	TR0814	1/4	0.886	0.252	0.472	0.043 (1.10)	0.193	8	
35	TR0814	1/4	1.161	0.26	0.472	0.059 (1.50)	0.228	6	
36	TR0814L	1/4	1.165	0.26	0.591	0.047 (1.20)	0.177	8	
37	TR0814S	1/4	0.888	0.26	0.374	0.047 (1.20)	0.177	8	
38	TR0814S	1/4	1.122	0.26	0.394	0.059 (1.50)	0.228	6	
39	TR0834	3/4	1.969	0.835	1.26	0.047 (1.20)	0.177	8	
40	TR0834	3/4	1.929	0.835	1.181	0.059 (1.50)	0.228	6	
41	TR0838	3/8	1.165	0.421	0.591	0.047 (1.20)	0.177	8	
42	TR0838	3/8	1.291	0.421	0.63	0.059 (1.50)	0.228	6	
43	TR0856	5/16	1.063	0.339	0.551	0.043 (1.10)	0.189	8	
44	TR0856	5/16	1.291	0.339	0.63	0.059 (1.50)	0.228	6	
45	TR0856S	5/16	1.161	0.339	0.472	0.059 (1.50)	0.228	6	
46	TR0858	5/8	1.929	0.677	1.181	0.059 (1.50)	0.228	6	
47	TR0861	11/16	1.969	0.756	1.26	0.047 (1.20)	0.177	8	
48	TR0861	11/16	1.929	0.756	1.181	0.059 (1.50)	0.228	6	
49	TR0885	5/18	1.969	0.677	1.26	0.047 (1.20)	0.177	8	
50	TR0896	9/16	1.969	0.598	1.26	0.047 (1.20)	0.177	8	
51	TR0896	9/16	1.929	0.598	1.181	0.059 (1.50)	0.228	6	
52	TR1012	1/2	1.929	0.52	0.866	0.075 (1.90)	0.449	1/0	
53	TR1014	1/4	1.929	0.26	0.866	0.075 (1.90)	0.449	1/0	
54	TR1014S	1/4	1.87	0.26	0.748	0.075 (1.90)	0.449	1/0	
55	TR1034	3/4	2.264	0.835	1.26	0.079 (2.00)	0.449	1/0	
56	TR1038	3/8	1.929	0.421	0.866	0.075 (1.90)	0.449	1/0	
57	TR1038S	3/8	1.87	0.421	0.748	0.075 (1.90)	0.449	1/0	
58	TR1056	5/16	1.929	0.339	0.866	0.075 (1.90)	0.449	1/0	
59	TR1056S	5/16	1.87	0.339	0.748	0.075 (1.90)	0.449	1/0	
60	TR1058	5/8	2.264	0.677	1.26	0.079 (2.00)	0.449	1/0	

Non-Insulated (R)

Wire Terminals / Ring / Non-Insulated (R)




Installation Information

Manufacturer	Tools	Color	Code
-			

#	Cat.No	Stud/Tab		Dimension (Inch)				Wire Range	
		Size	A	B	C	D	H	A.W.G	
61	TR1061	11/16	2.264	0.756	1.26	0.079 (2.00)	0.449	1/0	
62	TR1078	7/8	2.264	0.913	1.26	0.079 (2.00)	0.449	1/0	
63	TR1096	9/16	2.264	0.598	1.26	0.079 (2.00)	0.449	1/0	
64	TR1204	#4	0.768	0.126	0.374	0.039 (1.00)	0.142	12 - 10	
65	TR1206	#6	0.768	0.146	0.374	0.039 (1.00)	0.142	12 - 10	
66	TR1208	#8	0.768	0.169	0.374	0.039 (1.00)	0.142	12 - 10	
67	TR1208S	#8	0.728	0.169	0.291	0.039 (1.00)	0.142	12 - 10	
68	TR1210	#10	0.768	0.209	0.374	0.039 (1.00)	0.142	12 - 10	
69	TR1212	1/2	1.276	0.512	0.756	0.039 (1.00)	0.142	12 - 10	
70	TR1214	1/4	1.004	0.252	0.472	0.039 (1.00)	0.142	12 - 10	
71	TR1238	3/8	1.091	0.413	0.591	0.039 (1.00)	0.142	12 - 10	
72	TR1256	5/16	1.091	0.331	0.591	0.039 (1.00)	0.142	12 - 10	
73	TR1408	#8	0.768	0.169	0.374	0.031 (0.80)	0.134	14 - 12	
74	TR1410	#10	0.768	0.209	0.374	0.031 (0.80)	0.134	14 - 12	
75	TR1604	#4	0.661	0.126	0.335	0.031 (0.80)	0.098	16 - 14	
76	TR1604M	#4	0.567	0.126	0.260	0.031 (0.80)	0.098	16 - 14	
77	TR1606	#6	0.567	0.146	0.260	0.031 (0.80)	0.098	16 - 14	
78	TR1606L	#6	0.661	0.146	0.335	0.031 (0.80)	0.098	16 - 14	
79	TR1608	#8	0.661	0.169	0.335	0.031 (0.80)	0.098	16 - 14	
80	TR1608M	#8	0.567	0.169	0.260	0.031 (0.80)	0.098	16 - 14	
81	TR1610	#10	0.657	0.209	0.374	0.031 (0.80)	0.098	16 - 14	
82	TR1610M	#10	0.661	0.209	0.335	0.031 (0.80)	0.098	16 - 14	
83	TR1612	1/2	1.13	0.512	0.748	0.031 (0.80)	0.098	16 - 14	
84	TR1614	1/4	0.835	0.252	0.472	0.031 (0.80)	0.098	16 - 14	
85	TR1638	3/8	1.004	0.413	0.539	0.030 (0.75)	0.098	16 - 14	
86	TR1656	5/16	0.835	0.331	0.472	0.031 (0.80)	0.098	16 - 14	
87	TR2012	1/2	1.929	0.52	1.063	0.079 (2.00)	0.531	2/0	
88	TR2014	1/4	1.929	0.26	1.063	0.079 (2.00)	0.531	2/0	
89	TR2038	3/8	1.929	0.421	1.063	0.079 (2.00)	0.531	2/0	
90	TR2056	5/16	1.929	0.339	1.063	0.079 (2.00)	0.531	2/0	

Non-Insulated (R)

Wire Terminals / Ring / Non-Insulated (R)




Installation Information

Manufacturer	Tools	Color	Code
-			

#	Cat.No	Stud/Tab		Dimension (Inch)				Wire Range
		Size	A	B	C	D	H	A.W.G
91	TR2058	5/8	2.106	0.677	1.063	0.079 (2.00)	0.531	2/0
92	TR2096	9/16	2.106	0.598	1.063	0.079 (2.00)	0.531	2/0
93	TR2204	#4	0.453	0.126	0.217	0.030 (0.75)	0.075	22 - 16
94	TR2206	#6	0.453	0.146	0.217	0.030 (0.75)	0.075	22 - 16
95	TR2206L	#6	0.567	0.146	0.260	0.030 (0.75)	0.075	22 - 16
96	TR2208	#8	0.622	0.169	0.315	0.030 (0.75)	0.075	22 - 16
97	TR2208M	#8	0.567	0.169	0.260	0.030 (0.75)	0.075	22 - 16
98	TR2210	#10	0.622	0.209	0.315	0.030 (0.75)	0.075	22 - 16
99	TR2212	1/2	1.130	0.512	0.748	0.039 (1.00)	0.075	22 - 16
100	TR2214	1/4	0.846	0.252	0.457	0.030 (0.75)	0.075	22 - 16
101	TR2238	3/8	1.004	0.413	0.539	0.039 (1.00)	0.075	22 - 16
102	TR2256	5/16	0.846	0.331	0.457	0.030 (0.75)	0.075	22 - 16
103	TR2512	1/2	2.638	0.52	1.417	0.126 (3.20)	0.768	250/300
104	TR2512L	1/2	2.953	0.52	1.417	0.126 (3.20)	0.768	250/300
105	TR2514	1/4	2.638	0.26	1.417	0.126 (3.20)	0.768	250/300
106	TR2514L	1/4	2.953	0.26	1.417	0.126 (3.20)	0.768	250/300
107	TR2534	3/4	2.953	0.835	1.417	0.126 (3.20)	0.768	250/300
108	TR2538	3/8	2.638	0.421	1.417	0.126 (3.20)	0.768	250/300
109	TR2538L	3/8	2.953	0.421	1.417	0.126 (3.20)	0.768	250/300
110	TR2556	5/16	2.638	0.339	1.417	0.126 (3.20)	0.768	250/300
111	TR2556L	5/16	2.953	0.339	1.417	0.126 (3.20)	0.768	250/300
112	TR2558	5/8	2.953	0.677	1.417	0.126 (3.20)	0.768	250/300
113	TR2558S	5/8	2.638	0.677	1.417	0.126 (3.20)	0.768	250/300
114	TR2561	11/16	2.953	0.756	1.417	0.126 (3.20)	0.768	250/300
115	TR2578	7/8	2.953	0.913	1.417	0.126 (3.20)	0.768	250/300
116	TR2596	9/16	2.953	0.598	1.417	0.126 (3.20)	0.768	250/300
117	TR2596S	9/16	2.638	0.598	1.417	0.126 (3.20)	0.768	250/300
118	TR3012	1/2	2.087	0.52	1.063	0.091 (2.30)	0.571	3/0
119	TR3012L	1/2	2.48	0.52	1.26	0.091 (2.30)	0.571	3/0
120	TR3014	1/4	2.087	0.26	1.063	0.091 (2.30)	0.571	3/0

Non-Insulated (R)

Wire Terminals / Ring / Non-Insulated (R)



Installation Information

Manufacturer	Tools	Color	Code
-			

#	Cat.No	Stud/Tab		Dimension (Inch)				Wire Range	
		Size	A	B	C	D	H	A.W.G	
121	TR3014L	1/4	2.48	0.26	1.26	0.091 (2.30)	0.571	3/0	
122	TR3034	3/4	2.48	0.835	1.26	0.091 (2.30)	0.571	3/0	
123	TR3038	3/8	2.087	0.421	1.063	0.091 (2.30)	0.571	3/0	
124	TR3038L	3/8	2.48	0.421	1.26	0.091 (2.30)	0.571	3/0	
125	TR3056	5/16	2.087	0.339	1.063	0.091 (2.30)	0.571	3/0	
126	TR3056L	5/16	2.48	0.339	1.26	0.091 (2.30)	0.571	3/0	
127	TR3058	5/8	2.48	0.677	1.26	0.091 (2.30)	0.571	3/0	
128	TR3061	11/16	2.48	0.756	1.26	0.091 (2.30)	0.571	3/0	
129	TR3078	7/8	2.48	0.913	1.26	0.091 (2.30)	0.571	3/0	
130	TR3096	9/16	2.48	0.598	1.26	0.091 (2.30)	0.571	3/0	
131	TR3096S	9/16	2.087	0.598	1.063	0.091 (2.30)	0.571	3/0	
132	TR3101	1	3.543	1.11	1.575	0.126 (3.20)	0.866	300/350	
133	TR3112	1/2	2.756	0.52	1.575	0.126 (3.20)	0.866	300/350	
134	TR3112L	1/2	3.543	0.52	1.575	0.126 (3.20)	0.866	300/350	
135	TR3134	3/4	3.543	0.835	1.575	0.126 (3.20)	0.866	300/350	
136	TR3138	3/8	2.756	0.421	1.575	0.126 (3.20)	0.866	300/350	
137	TR3138L	3/8	3.543	0.421	1.575	0.126 (3.20)	0.866	300/350	
138	TR3156	5/16	2.756	0.339	1.575	0.126 (3.20)	0.866	300/350	
139	TR3156L	5/16	3.543	0.339	1.575	0.126 (3.20)	0.866	300/350	
140	TR3158	5/8	3.543	0.677	1.575	0.126 (3.20)	0.866	300/350	
141	TR3158S	5/8	2.756	0.677	1.575	0.126 (3.20)	0.866	300/350	
142	TR3161	11/16	3.543	0.756	1.575	0.126 (3.20)	0.866	300/350	
143	TR3165	15/16	3.543	0.992	1.575	0.126 (3.20)	0.866	300/350	
144	TR3178	7/8	3.543	0.913	1.575	0.126 (3.20)	0.866	300/350	
145	TR3196	9/16	2.756	0.598	1.575	0.126 (3.20)	0.866	300/350	
146	TR3196L	9/16	3.543	0.598	1.575	0.126 (3.20)	0.866	300/350	
147	TR4012	1/2	2.185	0.52	1.122	0.102 (2.60)	0.646	4/0	
148	TR4012L	1/2	2.717	0.52	1.26	0.102 (2.60)	0.646	4/0	
149	TR4014	1/4	2.185	0.26	1.122	0.102 (2.60)	0.646	4/0	
150	TR4014L	1/4	2.717	0.26	1.26	0.102 (2.60)	0.646	4/0	

Non-Insulated (R)

Wire Terminals / Ring / Non-Insulated (R)




Installation Information

Manufacturer	Tools	Color	Code
-			

#	Cat.No	Stud/Tab		Dimension (Inch)				Wire Range
		Size	A	B	C	D	H	A.W.G
151	TR4034	3/4	2.717	0.835	1.26	0.102 (2.60)	0.646	4/0
152	TR4038	3/8	2.185	0.421	1.122	0.102 (2.60)	0.646	4/0
153	TR4038L	3/8	2.717	0.421	1.26	0.102 (2.60)	0.646	4/0
154	TR4056	5/16	2.185	0.339	1.122	0.102 (2.60)	0.646	4/0
155	TR4056L	5/16	2.717	0.339	1.26	0.102 (2.60)	0.646	4/0
156	TR4058	5/8	2.717	0.677	1.26	0.102 (2.60)	0.646	4/0
157	TR4061	11/16	2.717	0.756	1.26	0.102 (2.60)	0.646	4/0
158	TR4078	7/8	2.717	0.913	1.26	0.102 (2.60)	0.646	4/0
159	TR4096	9/16	2.717	0.598	1.26	0.102 (2.60)	0.646	4/0
160	TR4096S	9/16	2.185	0.598	1.122	0.102 (2.60)	0.646	4/0
161	TR4101	1	3.583	1.11	1.732	0.157 (4.00)	0.945	400/500
162	TR4112	1/2	3.11	0.52	1.732	0.157 (4.00)	0.945	400/500
163	TR4112L	1/2	3.583	0.52	1.732	0.157 (4.00)	0.945	400/500
164	TR4134	3/4	3.583	0.835	1.732	0.157 (4.00)	0.945	400/500
165	TR4138	3/8	3.11	0.421	1.732	0.157 (4.00)	0.945	400/500
166	TR4138L	3/8	3.583	0.421	1.732	0.157 (4.00)	0.945	400/500
167	TR4156	5/16	3.11	0.339	1.732	0.157 (4.00)	0.945	400/500
168	TR4156L	5/16	3.583	0.339	1.732	0.157 (4.00)	0.945	400/500
169	TR4158	5/8	3.583	0.677	1.732	0.157 (4.00)	0.945	400/500
170	TR4158S	5/8	3.11	0.677	1.732	0.157 (4.00)	0.945	400/500
171	TR4161	11/16	3.583	0.756	1.732	0.157 (4.00)	0.945	400/500
172	TR4161S	11/16	3.11	0.756	1.732	0.157 (4.00)	0.945	400/500
173	TR4165	15/16	3.583	0.992	1.732	0.157 (4.00)	0.945	400/500
174	TR4178	7/8	3.583	0.913	1.732	0.157 (4.00)	0.945	400/500
175	TR4196	9/16	3.11	0.598	1.732	0.157 (4.00)	0.945	400/500
176	TR4196L	9/16	3.583	0.598	1.732	0.157 (4.00)	0.945	400/500
177	TR5101	1	3.858	1.11	1.969	0.177 (4.50)	1.102	500/600
178	TR5112	1/2	3.622	0.52	1.969	0.177 (4.50)	1.102	500/600
179	TR5112L	1/2	3.858	0.52	1.969	0.177 (4.50)	1.102	500/600
180	TR5134	3/4	3.858	0.835	1.969	0.177 (4.50)	1.102	500/600

Non-Insulated (R)

Wire Terminals / Ring / Non-Insulated (R)



Installation Information

Manufacturer	Tools	Color	Code
-			

#	Cat.No	Stud/Tab		Dimension (Inch)				Wire Range
		Size	A	B	C	D	H	A.W.G
181	TR5134S	3/4	3.622	0.835	1.969	0.177 (4.50)	1.102	500/600
182	TR5138	3/8	3.622	0.421	1.969	0.177 (4.50)	1.102	500/600
183	TR5138L	3/8	3.858	0.421	1.969	0.177 (4.50)	1.102	500/600
184	TR5156	5/16	3.622	0.339	1.969	0.177 (4.50)	1.102	500/600
185	TR5156L	5/16	3.858	0.339	1.969	0.177 (4.50)	1.102	500/600
186	TR5158	5/8	3.622	0.677	1.969	0.177 (4.50)	1.102	500/600
187	TR5158L	5/8	3.858	0.677	1.969	0.177 (4.50)	1.102	500/600
188	TR5161	11/16	3.858	0.756	1.969	0.177 (4.50)	1.102	500/600
189	TR5161S	11/16	3.622	0.756	1.969	0.177 (4.50)	1.102	500/600
190	TR5165	15/16	3.858	0.992	1.969	0.177 (4.50)	1.102	500/600
191	TR5178	7/8	3.858	0.913	1.969	0.177 (4.50)	1.102	500/600
192	TR5196	9/16	3.622	0.598	1.969	0.177 (4.50)	1.102	500/600
193	TR5196L	9/16	3.858	0.598	1.969	0.177 (4.50)	1.102	500/600
194	WP0610-171(S)	#6	0.567	0.146	0.26	0.031	0.098	16-14
195	WP2012-147(S)	#8	0.567	0.169	0.26	0.03	0.075	22-16
196	WP2056-148(S)	#6	0.567	0.146	0.26	0.03	0.075	22-16